



Why do I need to focus on times tables with my child?	What is the Multiplication Tables Check?
---	--

It is really important that we are supporting children in **school and at home** so pupils can become **confident and fluent mathematicians**.

At school, we have a times table of the week, but children also need the opportunity to practise all tables at once too.

By the end of Year 4, the majority of pupils should be able to fluently **recall their times tables up to 12**, which is essential for future success in mathematics.

How often should I use Times Tables Rock Stars?

5-10 minutes 5 times a week is a great start! You can use your child’s heatmap to know which tables to practise, but I recommend completing at least **3 Soundcheck** games a week.


This year in June, children will be taking part in the **Multiplication Tables Check (MTC)**. Throughout school and the year, children have had the opportunity to learn about times tables up to 12. These are now tested in Year 4 annually.

The official check consists of **25 multiplication questions** (not division). Pupils will have **6 seconds** to answer each question, with 3-seconds pause between questions. Pupils will answer 3 practice questions before the check begins. They will be answered on an iPad.

It will also help school to identify pupils who may need additional support.


Soundcheck

This game includes all times tables with a six second timer. It is important to focus on being accurate in the allocated six seconds; you don’t need to answer in one second! These questions just focus on multiplication questions, not division. **This is very similar format to the MTC.**




Studio

A Studio game involves all times tables. The quicker you answer your questions, the higher your Rock Star status. Questions are a mix of multiplication and division. It is great to play a Studio game every couple of days to try and beat your previous score.



Jamming

You can pick the times table you want to focus on and decide if you want to do questions with multiplication, division or both! You can select certain times tables at a time. This is brilliant for practising the times table of the week.



Heat Map

You'll see a heatmap when you press on ‘Me’ and ‘Stats’ which shows your child’s current recall time for each of the times tables facts. The deep green shows they answer it quickly and correctly, the deeper orange/red shows they find this one trickier or take longer to answer it.

	10	2	5	3	4	8	6	7	9	11	12
10	10×10	10×2	10×5	10×3	10×4	10×8	10×6	10×7	10×9	10×11	10×12
2	2×10	2×2	2×5	2×3	2×4	2×8	2×6	2×7	2×9	2×11	2×12
5	5×10	5×2	5×5	5×3	5×4	5×8	5×6	5×7	5×9	5×11	5×12
3	3×10	3×2	3×5	3×3	3×4	3×8	3×6	3×7	3×9	3×11	3×12
4	4×10	4×2	4×5	4×3	4×4	4×8	4×6	4×7	4×9	4×11	4×12
8	8×10	8×2	8×5	8×3	8×4	8×8	8×6	8×7	8×9	8×11	8×12
6	6×10	6×2	6×5	6×3	6×4	6×8	6×6	6×7	6×9	6×11	6×12
7	7×10	7×2	7×5	7×3	7×4	7×8	7×6	7×7	7×9	7×11	7×12
9	9×10	9×2	9×5	9×3	9×4	9×8	9×6	9×7	9×9	9×11	9×12
11	11×10	11×2	11×5	11×3	11×4	11×8	11×6	11×7	11×9	11×11	11×12
12	12×10	12×2	12×5	12×3	12×4	12×8	12×6	12×7	12×9	12×11	12×12