






Year 3 Home Learning Tasks
Term 3 & 4

Below are tasks to choose from to complete at home over Term 3 and 4 in your scrapbook.

You can complete them in any order and choose to do as many as you wish.

We would love to see your home learning throughout the term to share with the rest of the class.

Knowledge is Key!	<p>People in the Stone Age had to hunt or gather foods. Make a poster to inform people about the animals Stone Age people might have hunted or the food they might have gathered.</p>
Date:	
Time to Create!	<p>Create your own Stonehenge mural.</p> <p>Stonehenge was built during the prehistoric era and is one for the most well-known prehistorical monuments. Create a piece of artwork depicting it.</p>
Date:	
Time to Create!	<p>Create a Stone Age home, a Bronze Age Farm or an Iron Age fort.</p> <p>You could try make it with materials you find inside or outside your home, from food, or on Minecraft. The choice is up to you, just make sure you tweet us a picture!</p>
Date:	 
True or False?	<p>Stone Age</p> <ul style="list-style-type: none"> • The wheel was invented in the Stone Age. • Throughout the Stone Age people didn't have houses and lived only in caves. • People built mines to find metal ore in the rocks. • People sewed materials together to make clothing. They had animal fur and animal bone needles. The thread was made from cotton. • People began to ride horses. <p>Bronze Age</p> <ul style="list-style-type: none"> • The first forms of writing began during the Bronze Age. • People mostly travelled by foot. People began trading. <p>Iron Age</p> <ul style="list-style-type: none"> • People always had weapons for hunting but now they use them to conquer other land. • People ploughed the land by hand. • Coins were formed from the metals and the idea of money and buying items rather the trading began to emerge in the UK. • The average life span was 25 years.
Date:	
Inspiration and Unity	<p>In Term 3 and 4, our key values are Inspiration and Unity. Create a poster or presentation sharing information about someone or something which inspires you or a time you've worked in Unity.</p>
Date:	
Let's play a game!	<p>Create online quizzes, snap cards, bright informative posters, or flash cards to challenge the class about any of the following topics we're studying:</p> <ul style="list-style-type: none"> • Christianity • Human bodies • Antarctica • Stone Age, Bronze Age or the Iron Age.
Date:	
Reading.	<p>Look around the school library, the class bookshelf, and your local library. How many different books can you find that are on our topics?</p> <p>Enjoy reading the book, record the book in your reading record and finally make a list of them all. How many will you find?</p>
Date:	
You Choose!	<p>We've been learning lots of things across the Autumn term, choose something that has inspired and interested you. Create a piece of home learning in whichever way you would like. You could create a piece of writing, make a model or create a drawing... the possibilities are endless.</p>
Date:	