

Year 1 Home Learning Tasks






Term 4

Below are tasks to choose from to complete at home in Term 1.

You can complete them in any order and choose to do as many as you wish.

We would love to see your scrapbook throughout the term to share with the rest of the class, as you complete tasks.

We will collect all scrapbooks in the final week of the term.

<p>Interview time!</p> <p>Date:</p>	<p>Ask your parents and grandparents about what holidays, travel, toys, and games were like when they were children. What were their favourite things to do? If possible, film their answers to show your class at school.</p> 
<p>Birthday Memories</p> <p>Date:</p>	<p>Write down your birthday memories, including details and pictures of favourite presents or parties.</p> 
<p>Super scrapbook</p> <p>Date:</p>	<p>Make a scrapbook with photos of the people in your family, including your parents and grandparents. Write sentences about the things you like doing with them. Perhaps you could include tickets from events you have been to or cards they have sent you.</p> 
<p>Exploring changes</p> <p>Date:</p>	<p>Use magazines, books, and family photographs to find out how humans change as they grow. Look for people at different stages of life, including baby, toddler, child, teenager, adult, and elderly. Draw a picture and write a sentence about each stage of human life.</p> 
<p>Unity</p> <p>Date:</p>	<p>In Term 4, our key value is unity. Create a colourful poster showing how your family works together. You could help each other with chores, play a game, go for walks.</p> 
<p>You choose!</p> <p>Date:</p>	<p>We've been learning lots of things across the Spring term, choose something that has inspired and interested you. Create a piece of home learning in whichever way you would like. You could create a piece of writing, make a model or create a drawing... the possibilities are endless.</p> 