






Year 6 Home Learning Tasks Term 3 and 4

Below are tasks to choose from to complete at home over Term 3 and 4.

You can complete them in any order and choose to do as many as you wish.

We would love to see your home learning throughout the term to share with the rest of the class.

<h3>True or False?</h3> <p>Date:</p>	<p>Create a quiz or PowerPoint with true and false questions about any of the following topics we're studying:</p> <ul style="list-style-type: none"> • World War II • Evolution and inheritance • Energy use • Coding (how to create shapes) <p>Try and find out some facts we haven't studied in class to wow everyone!</p>	
<h3>Code a Shape Challenge</h3> <p>Date:</p>	<p>Using a coding platform like Scratch or Python Turtle, create a program that draws at least two different, interesting shapes. Write a few sentences explaining what your code does and how you created it. You can print the screenshots!</p>	
<h3>Time to Create!</h3> <p>Date:</p>	<ul style="list-style-type: none"> ○ Build a model of an Anderson Shelter or create a model of a World War II aircraft. ○ Write a diary entry describing your day as an evacuee or someone staying in a city during the Blitz. ○ Create a propaganda poster encouraging people to save resources or support the war effort. 	
<h3>Design Your Own Creature</h3> <p>Date:</p>	<p>Using your knowledge of 'Evolution and Inheritance', design a creature that could survive in a specific environment (e.g., a desert, rainforest, Arctic, or underwater). Draw or make a model of your creature. Label its inherited traits (e.g., fur colour, body shape) and explain how these traits might help it survive. Identify any adaptations your creature might have developed over time to thrive in its environment (e.g., long legs for running, fins for swimming).</p>	
<h3>Inspiration and Unity</h3> <p>Date:</p>	<p>In Term 3 and 4, our key values are inspiration and unity. Choose a value and create a PowerPoint or gather pictures showing all the ways you show this value. We can share these in class 😊</p>	
<h3>You Choose!</h3> <p>Date:</p>	<p>We've been learning lots of things across the Spring term, choose something that has inspired and interested you. Create a piece of home learning in whichever way you would like. You could create a piece of writing, make a model or create a drawing... the possibilities are endless.</p>	