

Year 1 Home Learning Tasks







Term 3

Below are tasks to choose from to complete at home in Term 3.

You can complete them in any order and choose to do as many as you wish.

We would love to see your scrapbook throughout the term to share with the rest of the class, as you complete tasks.

We will collect all scrapbooks in the final week of the term.

<p>Create a Timeline Date:</p>	<p>Use the internet and non-fiction books to research The Great Fire of London. Draw a simple timeline showing key events.</p> 
<p>Baking Date:</p>	 <p>Bake simple bread rolls with an adult. Talk about how the fire started in a bakery.</p>
<p>Fire Safety Date:</p>	<p>Draw a poster showing what to do if there is a fire today (stop, drop, roll; call 999). Compare it to what people did in 1666.</p> 
<p>Let's Create Date:</p>	 <p>Build a small model of London in 1666, use cardboard boxes or LEGO to make houses close together. Show how the fire could spread easily.</p>
<p>Inspiration Date:</p>	<p>In Term 3, our key value is inspiration. Choose a value and create a mind map with drawings and pictures showing all the ways you show this value.</p> 
<p>You choose! Date:</p>	 <p>We're going to be learning lots of things across the Spring term, choose something that has inspired and interested you to create a piece of home learning in whichever way you would like.</p> <p>You could create a piece of writing, make a model or a piece of art... the possibilities are endless.</p>